

Turbotron // VTH15, VTM15, VTP15, VTI15



VTH15

BEST
SELLER



VTM15

Your advantages

Series	VTH15	VTM15
	<ul style="list-style-type: none"> • Cost optimized version 	<ul style="list-style-type: none"> • For medium temperature up to 120 °C

Type	VTH15		VTM15
Material pipe section	Brass	Plastic PPO	Brass
Flow range	2...40 l/min		2...20 l/min
Accuracy	±0.4 l/min		
Repeatability	±0.1 l/min		
Signal output	From 0.3 l/min		
Medium temperature	Max. 85 °C		Max. 120 °C
Pressure rating	PN 10		
Nominal diameter	DN 15		
Process connection	G¾ male thread with union nuts and gaskets		
Sensor	Hall effect sensor		
Output signal			
→ Pulse rate / K-factor	855 pulses/l		915 pulses/l
→ Resolution	1.2 ml/pulse		1.1 ml/pulse
→ Signal shape	Square wave signal NPN open collector		Square wave signal NPN open collector
→ Signal current	Max. 10 mA		Max. 10 mA
Electrical connection	1.5 m PVC cable, shielded (T _{max} = 70 °C) or 4 pin plug connector M12 x 1		1.5 m PVC cable, shielded (T _{max} = 80 °C)
Power supply	4.5...24 VDC		
Degree of protection EN 60529	IP54		
Max. particle size in the medium	0.5 mm		



VTP15


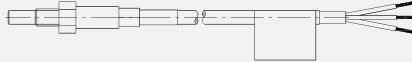



VTI15

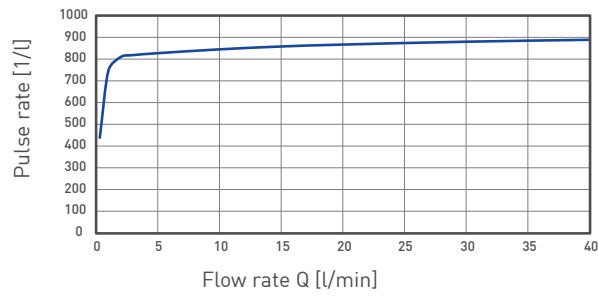
Your advantages

Series	VTP15	VTI15
	<ul style="list-style-type: none"> • Pressure rating up to 300 bar • For medium temperature up to 150 °C 	<ul style="list-style-type: none"> • Magnet-free rotor, for high measurement accuracy and high resolution

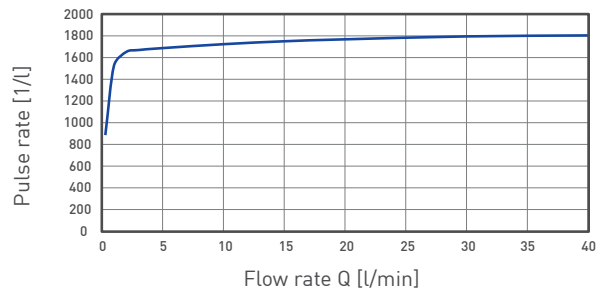
Type	VTP15		VTI15	
Material pipe section	Brass	Stainless steel	Plastic PPO	Brass
Flow range	2...40 l/min			
Accuracy	±0.4 l/min of range at 2...20 l/min		±0.2 l/min	
Repeatability	±0.1 l/min		±0.05 l/min	
Signal output	From 0.3 l/min			
Medium temperature	Max. 150 °C		Max. 85 °C	
Pressure rating	P _{max} = 300 bar		PN 10	
Nominal diameter	DN 15			
Process connection	G $\frac{3}{4}$ male thread incl. union nuts	G $\frac{3}{4}$ male thread or G $\frac{3}{4}$ female thread	G $\frac{3}{4}$ male thread with union nuts and gaskets	
Sensor	Hall effect sensor		Inductive proximity switch	
Output signal	915 pulses/l 1.1 ml/pulse Square wave signal NPN open collector Max. 10 mA		1795 pulses/l 0.6 ml/pulse Square wave signal PNP or NPN open collector Max. 50 mA	
Electrical connection	1.5 m silicone cable, shielded (T _{max} = 150 °C)		2 m PVC cable, shielded (T _{max} = 70 °C) or 4 pin plug connector M12 x 1	
Power supply	4.5...24 VDC		10...30 VDC	
Degree of protection EN 60529	IP54			
Max. particle size in the medium	0.5 mm			

Options		VTH	VTM	VTP	VTI
See order code					
Integrated temperature sensor with plug connection M8 → Pt100, class B, 3-wire → Pt1000, class B, 3-wire Immersion tube → Brass → Stainless steel		✓			✓
Integrated temperature sensor with fixed cable (T_{max} = 80 °C) → Pt100, class B, 3-wire → Pt1000, class B, 2-wire Immersion tube → Brass → Stainless steel		✓	✓		✓
Screen filter in the inlet, hat shape mesh size 0.5 mm T_{max} = 60 °C (continuous operation) T_{max} = 85 °C (max. 1 h)		✓			✓
Turbine flow transmitter, analogue output 4...20 mA (T_{max} = 80 °C)	see options Turbotron	✓			
Turbine flow switch, switching output (contact) (T_{max} = 80 °C)	see options Turbotron	✓			
On request					
Optional seal materials → FKM → EPDM		✓			✓
Integrated temperature sensor with fixed cable → NTC → PTC		✓			✓

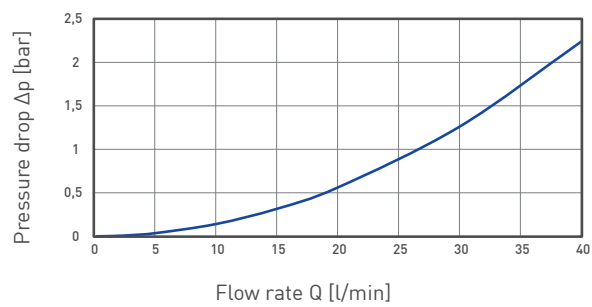
Characteristic curve VTH



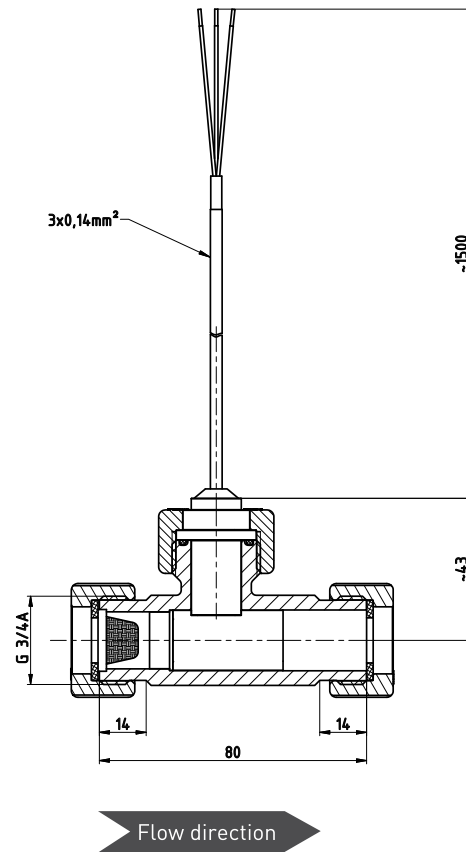
Characteristic curve VTI



Typical pressure drop VTH / VTM / VTP / VTI



VTH15 / VT115



Materials in contact with fluid

	VTH15 plastic PPO	VTH15 brass	VTM15 brass	VTP15 brass	VTP15 stainless steel	VTI15 plastic PPO	VTI15 brass
Pipe section	PPE+PS Noryl™ 30 % glass fibre reinforced	Brass			Stainless steel 1.4571	PPE+PS Noryl™ 30 % glass fibre reinforced	Brass
Sensor housing	PPE+PS Noryl™ 30 % glass fibre reinforced		Brass		Stainless steel 1.4571	PPE+PS Noryl™ 30 % glass fibre reinforced	
Turbine system / rotor	PEI ULTEM™		PEEK Victrex™			PEI ULTEM™	
O-ring / gasket	NBR		FKM			NBR	
Bearing system / shaft	Shaft Arcap AP1D with hard metal pins in sapphire bearings						
Bearings support	Arcap AP1D						
Rotor assembly	Hard ferrite magnet					Stainless steel pins	
Temperature sensor (optional)	Brass or stainless steel 1.4571		Brass		Brass or stainless steel 1.4571		
Screen filter	POM / Stainless steel					POM / Stainless steel	

Order code									
Type									
VTH15 / VTI15		VT1541							
Material of pipe section									
Noryl PPO		K5							
Brass		MS							
Version, output signal									
VTI15, PNP				IP					
VTI15, NPN				IN					
VTH15, NPN				HN					
Electrical connection									
Cable				P					
4 pin plug connector M12 x 1				S					
Supplementary temperature sensor									
None	None			0A4					
Pt100	3 pin plug connector M8, 3-wire	brass		BA4					
		stainless steel		CA4					
Pt1000	3 pin plug connector M8, 3-wire	brass		2A4					
		stainless steel		9A4					
Pt1000	3 pin plug connector M8, 3-wire	brass		DA4					
		stainless steel		EA4					
Pt1000	Fixed cable, 3-wire	brass		7A4					
		stainless steel		AA4					
Options*									
Filter									
Screen filter				H					
None				0					
Electronics									
Including transducer 4...20 mA**									
→ Corresponds 0...5 l/min						A			
→ Corresponds 0...10 l/min						B			
→ Corresponds 0...20 l/min						C			
→ Corresponds 0...40 l/min						D			
Switching output VE**						6			
Switching output VE with pulse output**						7			
Example order number		VT1541		K5	IP	P	0A4	H	A

* If you do not require any of the options, digits of the order code do not apply.















** Only for VTH15

BEST
SELLER




Type	Order number
VTH15 Material of pipe section: PPO Noryl Output signal: NPN Electrical connection: Cable, without supplementary temperature sensor Screen filter, transducer 4...20 mA corresponds 0...5 l/min	VT1541 K5 HN P 0A4 H A

Order code		
Type		
VTM15	VT1531MSMNP	
Supplementary temperature sensor		
None		0A4
Pt100		2A4
Pt1000		7A4
Example order number	VT1531MSMNP	0A4

Order code		
Type		
VTP15	VT1541	
Material of pipe section, process connection		
Brass, G $\frac{3}{4}$ male		MSDNP0A4
Stainless steel, G $\frac{3}{4}$ male		VADNP0A4
Stainless steel, G $\frac{3}{4}$ female		VADNP0I4
Example order number	VT1541	MSDNP04A

Order code				
Series	Connection adapters*			Order number
VT15		Hose barb Ø 10 mm, PA 6.6	T _{max} = 20 °C, PN 10 T _{max} = 60 °C, PN 2.5	VT1317
		Hose barb Ø 12 mm, PP		XVT1069
		Hose barb Ø 15 mm, PP		VT1338
		Hose barb Ø 19 mm, HDPE		VT1323
		Hose barb, angleshape Ø 13 mm, HDPE	T _{max} = 60 °C, PN 10	VT1318
		Hose barb, Ø 13 mm, Brass	T _{max} = 80 °C, PN 10	XVT1005
		Bonding socket, Ø 22 mm, PVC, for pipes outer diameter 16 mm	T _{max} = 20 °C, PN 10 T _{max} = 60 °C, PN 2,5	VT1316
		Welding adapter Ø 20 mm, PP	T _{max} = 20 °C, PN 6 T _{max} = 60 °C, PN 2,5	VT1319
		Screw coupling G ³ / ₈ -ISO 228 male, Brass	T _{max} = 110 °C, PN 16	VT1320
		Screw coupling G ¹ / ₂ -ISO 228 male, Brass		VT1324
		Screw coupling G ³ / ₈ -ISO 228 female, brass galvanized		VT1321
		Screw coupling G ¹ / ₂ -ISO 228 female, Brass		VT1325
		Clamping ring coupling, brass for copper tube Ø 18 mm for copper tube Ø 22 mm		VT1326 VT1327
		Soldering coupling, brass for copper tube Ø 15 mm for copper tube Ø 18 mm		T _{max} = 90 °C, PN 16

* The use of connection adapters may result in deviations in accuracy. Supplied piecewise

Order code				
Series	Connection cables		Length	Order number
VT15		Connection cable for turbine flow sensor with cable socket M12 x 1 moulded lead, 4-pin, shielded, sheathing material PUR (T _{max} = 70 °C) UL-approval	3 m	XVT2053
			5 m	XVT2009
			10 m	XVT2070
		4 pin cable socket M12 x 1 angle type unassembled		VT1331
		Connection cable for temperature sensor with cable socket M8 moulded lead, 3 pin, sheathing material PUR (T _{max} = 90 °C) UL-approval	2 m	XVT2190
			5 m	XVT2191
			10 m	XVT2192