

LABORSTAT

Swiss based Trafag is a leading international supplier of high quality sensors and monitoring instruments for the measurement of pressure and temperature.



Applications

- Machine tools

Features

- Without housing
- Short response time
- Electrical connection on terminal screw

Technical Data

Designation of application	Remote sensing thermostat, skeleton type	Switching differential	Adjustable / not adjustable
Measuring range	-30°C ... +40°C to +70°C ... +350°C	Repeatability	± 0.5 % FS typ.
Output signal	Floating change-over contact	Approval / conformity	EN60730-1/ EN60730-2-9: Typ 2.B.H

01/2017

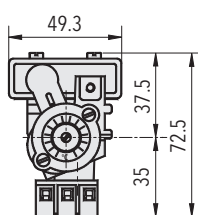
Data sheet H72122m

Subject to change

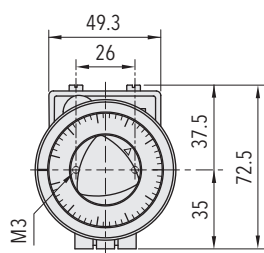
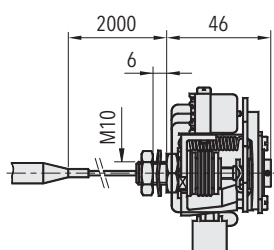
Standard products (extra short lead time)

Product No.	Type Code	Sensor material	Temperature range [°C]	Switching differential [°C]	Sensor max. [°C]
L35	754 2509 422 10	Copper	0 ... +35	0.7 ... 10 (adjustable)	60
L40	754 2501 422 10	Copper	-30 ... +40	0.7 ... 10 (adjustable)	45
L95	754 2520 322 10	Copper	+5 ... +95	2 ... 12 (adjustable)	105
L150	754 2531 322 10	Copper	+20 ... +150	2.5 ... 16 (adjustable)	165
L230S	754 2524 121 10	1.4435/316L	+20 ... +230	3 ... 32 (adjustable)	250
L350S	754 2554 121 10	1.4435/316L	+70 ... +350	4 ... 40 (adjustable)	380

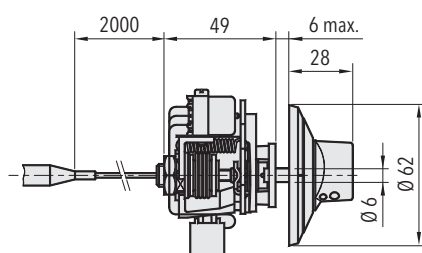
Dimensions



754.XXXX.XXXX.XX...



736.XXXX.XXXX.XX...



Specifications		
Accuracy	Repeatability	$\pm 0.5\%$ FS typ.
	Scale accuracy typ.	$\pm 2\%$ FS typ.
	Switching differential	See table
	Switching point	Temperature compensated with bimetal switch lever
Environmental Conditions	Ambient temperature	Range $\leq +45^\circ\text{C}$: $-30\dots+50^\circ\text{C}$ Range $+45\dots+250^\circ\text{C}$: $-30\dots+70^\circ\text{C}$ Range $> +250^\circ\text{C}$: $-10\dots+70^\circ\text{C}$ (Important: Temperature at sensor may not exceed maximum sensortemperature)
	Storage temperature	Range $\leq +45^\circ\text{C}$: $-30\dots+50^\circ\text{C}$ Range $> +45^\circ\text{C}$: $-30\dots+85^\circ\text{C}$
	Protection	IP00
	Humidity	Max. 95% relative
Mechanical Data	Housing	See ordering information
	Filling	Liquid
	Installation	Any position
	Weight	754: $\sim 250\text{ g}$ 736: $\sim 300\text{ g}$
Microswitch	Rating	See table
	Resistance of insulation	$> 2\text{ M}\Omega$
	Dielectric strength	$U \leq 250\text{V}$: 1.45 kV $U \leq 500\text{V}$: 2 kV terminal ground
	Life time (mechanical)	Microswitch 10/11/25: 20 Mio. cycles Microswitch 21: 0.5 Mio. cycles Microswitch 24: 0.3 Mio. cycles
Electrical connection	Terminal screw	$3 \times 1\dots2.5\text{ mm}^2$

Additional information		
Documents	Data sheet	www.trafag.com/H72122
	Instructions	www.trafag.com/H70211
	Flyer	www.trafag.com/H70967

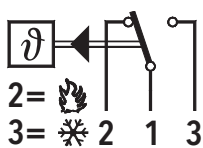
Switching differential typ.

Range	[°C]	-30 ... +40 0 ... +35 +10 ... +45	-10 ... +80 +5 ... +95 +20 ... +110	+20 ... +150	+20 ... +230	+40 ... +300 +70 ... +350
Microswitch 10 Switching differential (fixed value, not adjustable)	[°C]	0.3	0.8	1	1.2	2
Microswitch 11/21 Switching differential (fixed value, not adjustable)	[°C]	0.7	2	2.5	3	4
Microswitch 24 Switching differential (adjustable value)	[°C]	4 ... 21	5.5 ... 26	7 ... 34	15 ... 65	18 ... 84
Microswitch 25 Switching differential (adjustable value)	[°C]	0.7 ... 10	2 ... 12	2.5 ... 16	3 ... 32	4 ... 40

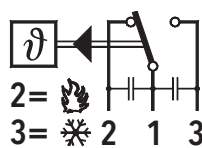
Electrical data switch

Type	Features	Rating Resistive Load (Inductive Load)	
		AC	DC
10	Small switching differential, not adjustable	125 V, 10 (1.5) A 250 V, 10 (1.25) A	250 V, 0.2 (0.02) A 125 V, 0.4 (0.03) A 30 V, 2 (1) A 14 V, 15 (2.5) A
11	Average switching differential, not adjustable	125 V, 15 (1.5) A 250 V, 15 (1.25) A 500 V, 10 (0.75) A	250 V, 0.25 (0.03) A 125 V, 0.5 (0.05) A 30 V, 6 (1.5) A 14 V, 15 (1.5) A
21	Gold plated contacts, not adjustable	24 V, 0.1 (0.1) A 12 V, 1 (1) A 5 V, 2 (2) A	24 V, 0.1 (0.1) A 12 V, 1 (1) A 5 V, 2 (2) A
25	Adjustable standard switching differential	125 V, 15 (1.5) A 250 V, 15 (1.25) A 500 V, 10 (0.75) A	250 V, 0.25 (0.03) A 125 V, 0.5 (0.05) A 30 V, 6 (1.5) A 14 V, 15 (2.5) A
24	Adjustable large switching differential	125 V, 15 (1.5) A 250 V, 15 (1.25) A 500 V, 10 (0.75) A	250 V, 0.3 (0.2) A 125 V, 0.75 (0.4) A 30 V, 15 (1.5) A 14 V, 15 (1.5) A

Electrical Connection



736/754



with accessory 23